

Think Teen!

**1st Grade of Junior High  
School**

**STUDENT'S BOOK**

**Αρχάριοι**

**Τόμος 4ος**

**Γ' Κ.Π.Σ. / ΕΠΕΑΕΚ II / Ενέργεια 2.2.1 /  
Κατηγορία Πράξεων 2.2.1.α:**

**«Αναμόρφωση των προγραμμάτων  
σπουδών και συγγραφή νέων  
εκπαιδευτικών πακέτων»**

**ΠΑΙΔΑΓΩΓΙΚΟ ΙΝΣΤΙΤΟΥΤΟ**

**Δημήτριος Γ. Βλάχος**

**Ομότιμος Καθηγητής του Α.Π.Θ**

***Πρόεδρος του Παιδαγωγ. Ινστιτούτου***

**Πράξη με τίτλο: «Συγγραφή νέων  
βιβλίων και παραγωγή υποστηρικτικού  
εκπαιδευτικού υλικού με βάση το  
ΔΕΠΠΣ και τα ΑΠΣ για το Γυμνάσιο»**

**Επιστημονικός Υπεύθυνος Έργου**

**Αντώνιος Σ. Μπομπέτσης**

***Σύμβουλος του Παιδαγωγ. Ινστιτούτου***

**Αναπληρωτής Επιστημ. Υπεύθ. Έργου**

**Γεώργιος Κ. Παληός**

***Σύμβουλος του Παιδαγωγ. Ινστιτούτου***

**Ιγνάτιος Ε. Χατζηευστρατίου**

***Μόνιμος Πάρεδρος του Παιδαγ. Ινστιτ.***

**Έργο συγχρηματοδοτούμενο 75% από  
το Ευρωπαϊκό Κοινωνικό Ταμείο και  
25% από εθνικούς πόρους.**

## ΣΥΓΓΡΑΦΕΙΣ

Ευαγγελία Καραγιάννη,

*Εκπαιδευτικός*

Βασιλική Κουή, *Εκπαιδευτικός*

Αικατερίνη Νικολάκη,

*Εκπαιδευτικός*

## ΚΡΙΤΕΣ-ΑΞΙΟΛΟΓΗΤΕΣ

Θεόδωρος Σκανδέρης,

Σχολικός Σύμβουλος

Δημ. Χατζηνικολάου, *Εκπαιδευτικός*

Αλεξ. Αναστασιάδου,

*Εκπαιδευτικός*

## ΕΙΚΟΝΟΓΡΑΦΗΣΗ

Βασίλειος Λόγιος,

Σκιτσογράφος- Εικονογράφος

## ΦΙΛΟΛΟΓΙΚΗ ΕΠΙΜΕΛΕΙΑ

Μαριάννα Βιβίτσου, *Εκπαιδευτικός*

**ΥΠΕΥΘΥΝΟΣ ΤΟΥ ΜΑΘΗΜΑΤΟΣ**  
**ΚΑΙ ΤΟΥ ΥΠΟΕΡΓΟΥ ΚΑΤΑ**  
**ΤΗ ΣΥΓΓΡΑΦΗ**

*Ιωσήφ Ε. Χρυσόχοος, Πάρεδρος  
ε.θ. του Παιδαγωγικού Ινστιτούτου*

**ΥΠΕΥΘΥΝΟΣ ΤΟΥ ΥΠΟΕΡΓΟΥ**

*Αικατερίνη Λιάτσικου,*

**Εκπαιδευτικός**

**ΠΡΟΕΚΤΥΠΩΤΙΚΕΣ ΕΡΓΑΣΙΕΣ**

*Αφοί Ν. Παππά & Σία Α.Ε.Β.Ε.*

**ΠΡΟΣΑΡΜΟΓΗ ΤΟΥ ΒΙΒΛΙΟΥ ΓΙΑ**  
**ΜΑΘΗΤΕΣ ΜΕ ΜΕΙΩΜΕΝΗ ΟΡΑΣΗ**

*Ομάδα Εργασίας Υπουργείου  
Παιδείας, Δια Βίου Μάθησης και  
Θρησκευμάτων*

**ΥΠΟΥΡΓΕΙΟ ΠΑΙΔΕΙΑΣ,  
ΘΡΗΣΚΕΥΜΑΤΩΝ ΚΑΙ ΑΘΛΗΤΙΣΜΟΥ  
ΙΝΣΤΙΤΟΥΤΟ ΕΚΠΑΙΔΕΥΤΙΚΗΣ  
ΠΟΛΙΤΙΚΗΣ**

**Ευαγγελία Καραγιάννη  
Βασιλική Κουή  
Αικατερίνη Νικολάκη**

**ΑΝΑΔΟΧΟΣ ΣΥΓΓΡΑΦΗΣ:  
Ελληνικά Γράμματα**

**1st Grade of Junior High  
School**

**STUDENT'S BOOK**

**Αρχάριοι**

**Τόμος 4ος**



## **Unit 8 Tomorrow and... beyond!**

**LESSON 1: Travel Plans!**

**LESSON 2: Good for you!**

**LESSON 3: In the year 2525!**

**The reporters of 'Teen Links' have added comments under each e-friend's message. Read Thibault, Silou and Daphne's messages (1-3) and choose a comment for each (a-d). There is an extra comment.**



### **TEEN LINKS**

#### **Message of the DAY**

**What is the first thing that comes to your mind when you hear the word 'TOMORROW' ?**

**Click here to read your messages.**

**1** Tomorrow won't be that exciting for me. I'm going to help dad tidy our garage. Lots of hard work. Hope you're luckier.

**Thibault**



**2** When I'm thinking about tomorrow, I always think about modern technology. I'm really curious about what our life will be like in 100 years from now. Aren't you?

**Silou**

**3** Tomorrow morning we're going to organise our school trip to England with our English teacher. We need to choose museums to visit and a couple of excursions. Can't wait!

**Daphne (from Patmos, Greece)**

- a. Then, you should see 'BACK TO THE FUTURE' 3 on DVD.
- b. Don't forget to visit the London Zoo!
- c. Don't worry so much!
- d. Good for you! Your parents must be really proud.

## In Unit 8 you will...

### READ

- information on tickets
- a teenager's diary entry
- an article about life in the future
- an online poll about horoscopes

### LISTEN TO

- a telephone conversation about a trip
- a radio teenage programme
- teenagers talking about their birthdays and signs

## **TALK ABOUT**

- **your fixed plans**
- **your future intentions**
- **suitable jobs for your e-friends**
- **what your friend's horoscope says**


## **WRITE**

- **a diary entry**
- **a magazine horoscope for a celebrity**

## **LINK TO**

- **Geography • History • Art • Maths**
  - **Science • Religious Education**
- (RE)**

# Lesson 1: Travel Plans!



## Speaking

What can you see in the photos?  
Tell each other and then, discuss  
in class.





## Listening

**1** Daphne, from Patmos, is going on a summer course in England with her class in July. Listen to her talking to Steve, an English friend, on the phone. Where is she going? Choose from a-c.

a. To London

b. To Cambridge



c. To London and Cambridge



**2 Listen to their conversation again and complete Steve's notes about Daphne's trip.**

**Daphne in England!**



Arrives on: <sup>1</sup> .....

Stays for: <sup>2</sup> .....

**Visits:**

➤ Tuesday, 20: <sup>3</sup> .....

Museum

➤ <sup>4</sup> .....: Natural History

Museum

➤ Thorpe Park  
(I must send information)



**Trip to Cambridge:**

➤ on Saturday 24

➤ Meet: at <sup>5</sup> ..... at  
<sup>6</sup> ..... p.m.

➤ Go punting in the river

**3 Do you think Daphne's trip will**

**be interesting? What different things will she see?**


**4 Have you ever been on a trip like this?**

**Do you know any other famous sights in the UK?**



**Vocabulary Link**

## **Travelling**

**Work in pairs to put the words in the right WORD GROUP. Use your dictionary to find the meaning of the words in the box you do not know. Then,  listen and check.**

duty free	luggage	validation
shop	reclaim	machine
exit sign	platform	porter
line	train	guest
passenger	room key	double room
single	boarding	check-in
room	pass	desk

station

hotel  
reception

airline ticket

<sup>1</sup> at the  
airport

<sup>2</sup> at the  
hotel

<sup>3</sup> on the  
underground

.....  
.....  
.....  
.....  
.....  
.....

.....  
.....  
.....  
.....  
.....  
.....

.....  
.....  
.....  
.....  
.....  
.....



**2** In groups, prepare Vocabulary posters for each WORD GROUP in Task 1. You can visit one of these places in your area and take photos to illustrate the vocabulary on your poster.





## Grammar Link

### Ordinal Numbers

**1** Study the table and complete the dates.

**Complete:**

**1st - first**

**2nd - second**

**3rd - third**

**4th - fourth**

**5th - fifth**

**9th - ninth**

**12th - twelfth**

**13th - thirteenth**

**20th - twentieth**

**21st - twenty-  
first**

**22nd- .....**

**27th -.....**

**31st - .....**

**We write:**

**30th June 1998**

**or**

**30 June 1998**

**We say:**

**the thirtieth of**

**June, nineteen**

**ninety-eight**

**or**

**June the thirtieth,**

**nineteen ninety-**

**eight**

## **REMEMBER:**

We use **ON** with days

- on 1st July
- on my birthday
- on Christmas day
- on Wednesday

### **2 In pairs, tell each other when:**

- your birthday is
- your next holiday is
- schools finish and exams start
- an important sports event is
- an important event in your area is

e.g When is your birthday?

It's on 1st January.

### **3 Work in groups. Your teacher will give you the names of 5 classmates of yours.**

- For each one find out their name day. You can ask your RE teacher to give you a church calendar.

- Collect all name days and make a 'Happy Name Day' poster for the whole class. Add photos if you like.

## Present Continuous - Talking about future arrangements

1 Look at the example sentences and complete the Grammar table.

- |   |                                      |
|---|--------------------------------------|
| • We're flying to London on Monday, 19th. | • Mum and Dad aren't coming with me. |
| • I'm spending a day at Thorpe Park.      | • When are you coming to Cambridge?  |

personal arrangements and fixed plans for the future



**PRESENT CONTINUOUS**

Choose:

- We are sure these plans/personal

**arrangements will happen.**

**TRUE / FALSE**

- **We often give the time, date and/or place.**

**TRUE / FALSE**

- **We often note down these plans/personal arrangements in our diaries.**

**TRUE / FALSE**

**see Grammar Appendix, page 79.**

**2 What are your plans for next week / month? Write a date in each box and take turns to ask each other.**

**Tuesday  
2nd May**

e.g.

What are you doing on Tuesday 2nd May?

I'm playing chess with Paul at four o'clock.



## Speaking

### Find the differences

**You and your partner have got a copy of two teenagers' diaries. There are 8 differences. Take turns to ask and answer questions to find them. When you finish, check with the class.**

**Student A: Look at the diaries on page 70.**

**Student B: Look at the diaries on page 74.**

## **REMEMBER!**

**You don't want to miss the fun, so..**

- Don't show your diary to your partner.**
- Answer your partner's questions only.**
- Don't give him/her any extra information.**



## Lesson 2: Good for you!



### Listening

**1** Have you got any 'bad' habits? If yes, write them down and then, ask your partner for advice.

- I'm late for school.
- I don't tidy my room.

e.g.


I can't wake up in the morning and I'm often late for school.  
You should go to bed earlier.

**2** What do the words in bold mean? Match the sentences (1-4) with pictures (a-d).

1. Always wear a **helmet** when you ride a bike. ...
2. Drivers and passengers must wear their **seat belts**. ...
3. Only **adults** can drive a car. ...

4. People are usually nervous before their driving test. ...



3 Harry, the presenter of the radio teenage programme 'GOOD FOR YOU!' invited the listeners to announce their good intentions for this month.  Listen to 5 of them and circle their names.

Peter Silou Hans Stavros

Helen Maria Thibault Christos

4 Who is going to do what this month?

Task 47-p.86

 Listen again and write the name of the teenager under each picture (a-e).



a. ....

b. ....

c. ....



d. ....

e. ....

**5** Which ones (a-e) do you also want to do? Tell the class.



### Grammar Link

## Be going to - Talking about future plans and intentions

**1** Look at the example sentences and complete the Grammar Table.

• I'm going to wear a helmet when I ride my bike.

• I'm not going to give out my name on the Internet.

- From now on, **Silou's going to think PINK!**
- What are you going to do?

To talk about what we have decided to do - our future plans and intentions



**BE GOING TO**

**Complete:**

 : ..... / is / ..... + going to + .....

**How do we form questions and negatives?**

**COMPARE:**

**I'm going to have a party for my birthday.**

**(I'm talking about what I want to do)**

**I'm having a party on Saturday at 8.00.**

**(I'm talking about a fixed party)**

see Grammar Appendix, page 79.

**2** Look at your list of bad habits in Listening Task 1. Imagine this weekend is your **GOOD INTENTIONS WEEKEND**. Write down on a piece of paper three things you are going to do and give it to your partner. In the next lesson he/she is going to check on you.

### JANE

- I'm going to tidy my room.
- I'm going to study History.
- I'm not going to listen to music all day

Did you tidy your room?

Yes, I did.



Did you study History?

Actually I didn't. I went to a party.



## Speaking

**1** Look at these drawings. What do they show?




a.



b.



c.



d.



e.



f.



g.



h.



i.



j.

**2** Get in pairs. Take turns to do the task.

**Student A:** Choose one of the objects above and tell your partner what you are going to do with it.

**Your partner must guess the object. If he/she needs more help, give another clue.**

**Student B: Listen to your partner and guess what object he / she is talking about. You get one point if you guess right.**

**e.g.**

**Student A: I'm going to wear it.**

**Student B: Is it the hat?**

**Student A: No, it isn't. Here's another clue. I'm going to wear it when I ride my bike.**

**Student B: Is it the helmet?**

**Student A: Yes, it is.**



## **Reading**

**1 Read this piece of writing and discuss in pairs:**

**a. What type of writing is it?**

**b. How does the writer feel and why?**

**Friday, May 2nd 11.30 pm**

**Can't sleep! I'm listening to my favourite radio station, Teen FM. Seven days to the party! I'm going to wear that cool pair of jeans I bought yesterday and I'm going to invite Claire, the girl next door. I see her every morning when her dad takes her to school. She's so cool! I hope she says yes! And guess what! Mum and dad are eating out on the day of the party! Lalalala... life is fabby, fab, fab..**

**2 Read the text again, find and underline:**

- a. something that is going on at the moment**
- b. something the writer wants to do, an intention**
- c. a past action**

- d. a habit
- e. a fixed plan

**3** What tenses has the writer used to express the ideas in Task 2?



**Writing**

**1** Write a short diary entry about something you feel excited or sad at the moment. Use the diary entry above as a model. Try to include most of the points (a-e) in Reading task 2.

**2** Check your grammar. Have you used the right tense for each of your thoughts? Your partner can help you.



## Project

### **Planning a school trip**

**Get in groups of six and organise the next school trip.**

- **Collect data about the place you want to visit. Find a map and information from brochures, websites, travel guides etc.**
- **Make a list of activities you can do. There must be something for everyone in your group.**
- **Make a list of the equipment you are going to need. Explain what you are going to do with it.**
- **Discuss and draw up the itinerary and programme of activities. Remember that your programme must be realistic and practical.**
- **Write out your plan. Add maps and photographs.**

- Present it to your class.
- Vote for the plan and for the best presentation.



# Lesson 3: In the year 2525!

## Listening

**1** Imagine life after 100 or more years! In small groups, describe **LIFE IN THE FUTURE**. You can write down words or make a drawing. Then, share your ideas with the class.

**TRAVELLING**  
**e.g helicopters**  
.....  
.....  
.....  
.....

**FASHION**  
.....  
.....  
.....  
.....

**ENTERTAINMENT**  
.....  
.....  
.....  
.....

## EDUCATION

e.g. lots of computers

.....

.....

.....

.....

**2** In Silou's class, the students wrote an article about life in the future for their English newspaper. Read it to check if they have included any of your ideas in Task 1.

## TEEN newspaper

**What will our great-grand children's life be like?**

**Find out about technological developments in our lifetime - and beyond.**


**A.** .....

**You won't need one. You'll go to**

**your Personal Station and you will type your destination on a special computer. A door will open and a small taxi will take you to your stop.**



**B. ....  
Huge domes will protect all cities on Earth. In this way, we will enjoy the sun all year round and there won't be any pollution.**



**C. ....  
Within a thousand years you will just think a command and robots or other machines will carry it out. Computers will recognise your voice and your thoughts. For example, you will think "Sit" and**



**your robotic dog will sit immediately next to you.**

**D. ....**

**In some years, you won't need to go to the theatre, to a concert or to a football match. You'll watch any event live on your virtual reality screen and you won't miss a thing. You will feel you are in a crowded stadium, dancing to the rhythm of the latest hit. At the same time, your parents won't worry about their children's safety.**



**adapted from:**

**<https://kids.nationalgeographic.com/>**

**3 The students are thinking about 'catchy' headings for the passages in their article. Read it again and choose the most**

**suitable heading for each technological development (A-D).**

**Task 48-p.87**

**Tiny cameras**

**Away from the city centre**

**See them live!**

**No car? No problem!**

**Brain Power**

**Future cities**

**4 Will teenagers have more fun in the future? Share your opinion with the class.**



**Vocabulary Link**


**Guessing words from context**

**Find the following words (1-10) in the text and match them with their meanings (a-j).**

**Task 49-p.90**

1. great-grand children	title	...
2. beyond	title	...
3. destination	(text A)	...
4. huge	text B	...
5. dome	(text B)	...
6. command	text C	...
7. recognise	text C	...
8. immediately	text C	...
9. crowded	(text D)	...
10. safety	text D	...

- a. not in danger
- b. an order
- c. after that time
- d. where you want to go
- e. full of people
- f. understand who or what it is
- g. very big
- h. right away
- i. a round roof
- j. our children's kids



## Speaking

### Guessing Game

**Get in two groups. Each group makes a list of films which are about the future. Choose a film on your list and ask a member of the other group to use pantomime in order to help his/her partners guess its title. If they guess right, they get a point. Then, change roles and play the game again.**



#### **RULES OF THE GAME!**

- Use only sign language to mime the film title. If you speak, your group misses a turn.
- Use only English to guess the title. If you don't, your group misses a turn.



## Grammar Link

### Future Simple – Predicting

**1** Look at the example sentences and the article and complete the Grammar table.

a. Huge domes will protect all cities on Earth.

c. Will we have more fun in the future?

b. You won't need a car.

d. There won't be any pollution.

To predict the future -  
to say what we think will happen




**Future Simple**

We can use it with words/  
expressions like:

**I (don't) think, I'm (not) sure, I hope, perhaps, soon**

**Complete the form:**

 + will + verb ✓

..... +  + verb?

 + ...../ will not + ..... ✗

**Short answers**

**Yes, I will. / No, I won't.**

see Grammar Appendix, page 81.

**2** What will happen at school tomorrow? In pairs, make a list of guesses. Keep the list until tomorrow to check your guesses.

### **OUR LIST**

Tomorrow...

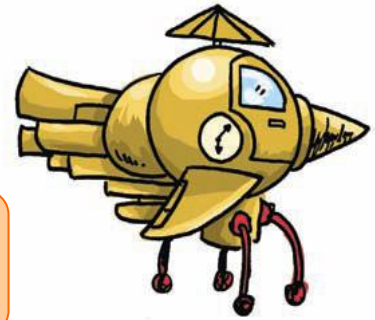
- we'll take a test in English.
- Mary will be late.
- .....

**3** Tomorrow, at the end of the English lesson, join another pair. Look at your lists and check your

**guesses.**

e.g. Did we do a test in English? No, we didn't.

Was Mary late in the morning?  
Yes, she was.



**Reading & Listening**



**1** Read what some teenagers around the world believe about the topic of horoscopes and star signs. What is your reaction to this topic?



### **Weekly Poll**

**Do you believe in star signs? Do you read what your horoscope says? Send us your opinion.**

**“I think we shouldn't take**

**horoscopes seriously. I never read them.” Natasha, 13 (Moscow)**

**“I don’t believe in star signs of course but I have fun reading horoscopes in magazines with my friends. We laugh a lot.” Demy, 14 (Ankara)**

**“When I meet someone for the first time I always want to learn what their sign is. It doesn’t mean anything really. I probably do it out of habit.” Helga, 17 (Oslo)**

**“I’m a Capricorn and my best friend is a Leo. Everybody says we can’t get along well but I think this is silly. We shouldn’t take horoscopes so seriously.” Carlos, 14 (Rio de Janeiro)**

**“I read my weekly horoscope every Sunday. It quite often proves to be**

right. My girlfriend laughs at me. I don't care." Johnny, 16 (Montreal)

**2** What is your star sign? Read the characteristics of it. Do you agree with the description?



**Aries** (21/3 - 20/4) energetic - sports lovers



**Cancer** (22/6 - 23/7) romantic - want to help



**Libra** (24/9 - 23/10) romantic - like meeting people



**Capricorn** (23/12 - 20/1) hard working - good leaders



**Taurus** (21/4 - 21/5) dynamic - love money



**Leo** (24/7 - 23/8) kind - very good on stage



**Scorpio** (24/10 - 22/11) intelligent - hate lies



**Aquarius** (21/1 - 19/2)  
inventive - like working in groups



**Gemini** (22/5 - 21/6) lively - adventure lovers



**Virgo** (24/8 - 23/9) organised - good with their hands



**Sagittarius** (23/11 - 22/12)  
honest - love travelling



**Pisces** (20/2 - 20 /3) popular - animal lovers

3



Listen to the star signs and mark the stress (•) on each word.

4



Listen to four of your e-friends. What is their star sign? Write it under their photos.



Antonio



Jennifer



Dorothy



David

a..... b.....

c..... d.....

**5** Look at the characteristics of your e-friends' star signs. In pairs, talk about what jobs would be suitable for each of them.

e.g. - I think Antonio will become a manager because Capricorns are good leaders. Do you agree?

Yes, I do. I also think he'll make a lot of money because Capricorns are hard working.



## Culture Corner




There are 12 animal signs in the Chinese horoscope:

**Rat, Ox, Tiger, Rabbit, Dragon, Snake, Horse, Lamb, Monkey, Rooster, Dog and Pig.**

What sign are you in the Chinese horoscope?





## Speaking

### Mediation Task

**Student A:** Look at page 71.

**Student B:** Look at page 76-77.



## Writing

**1** Which famous person do you like?

Which one do you hate? Write a horoscope for each one of them. You can have categories like: Personal Life, Career, Family and Friends, Money etc.



### Tip!

Work in pairs, other's first drafts and make comments.

**2** When you finish, prepare a page for an English magazine.

- **Work in small groups,**
- **type your drafts,**
- **add photos and**
- **make a collage.**

**My Portofolio**



# Self-Assessment

## VOCABULARY LINK

**1 Delete the odd one out.**

- |              |                        |               |
|--------------|------------------------|---------------|
| 1. passenger | porter                 | ticket        |
| 2. key       | plane                  | train         |
| 3. reception | exit sign              | check-in desk |
| 4. nervous   | helmet                 | seat belt     |
| 5. robot     | virtual reality screen | star sign     |

**1 POINT FOR EACH CORRECT ANSWERS TOTAL \_\_\_/5**

**2 Complete the sentences with the words from the box. There is an extra word you don't need to use.**

behave guest fasten recognise  
advice intentions

1. Why don't you ask your parents for some .....
2. The teachers are often angry with Kate because she doesn't.....well.
3. Good.....are not always enough.
- 4.....your seatbelts now! We're setting off.
5. Computers will ..... our voice in the future.

**1 POINT FOR EACH CORRECT ANSWERS TOTAL \_\_\_/5**

**3 Match the dates.**

1. 12/3	_____	a. It's the sixth of January.
2. 20/8	_____	b. It's the sixteenth of June.
3. 1/5	_____	c. It's the twelfth of March.

4. 23/12	_____	d. It's the twentieth of August.
5. 6/1	_____	e. It's the twenty-third of December.
6. 16/6	_____	f. It's the first of May.

**1 POINT FOR EACH CORRECT ANSWER TOTAL \_\_\_/6**

## **GRAMMAR LINK**

**4 Match the sentence halves 1-5 with a-f. There's an extra half you don't need to use.**

1. What are you ... doing	a. He's staying at a luxurious hotel.
2. The teacher ... told us to study hard because	b. Todd will pass the exams.
3. I'll study ... biology when	c. we're going to do a test next Monday.

4. I hope	...	d. tomorrow?
5. Look at the postcard I got from my brother!	...	e. I finish school.

**1 POINT FOR EACH CORRECT ANSWERS TOTAL \_\_\_/5**

**5 Choose the correct answer.**

1. People.....live on Mars soon.  
a. are going to    b. will
2. It's raining. We..... play in the park.  
a. aren't going    b. won't
3. Don't worry! I .... give you my umbrella.  
a. 'll    b. 'm going to
4. What .. you .. this evening?  
a. will...do    b. are...doing
5. Mum looks tired. I think she .... to bed soon.

a. 's going    b. 'll go

**1 POINT FOR EACH CORRECT  
ANSWER TOTAL \_\_\_/5**

**6 Write sentences for the following situations.**

**1. I want to ask Jerry something but he's not at home. (I/call him on his mobile) .....**

.....

**2. Dad bought four tickets for the football match. (We/see the Finals)**

.....

**3. Mum's got an appointment with our maths teacher. (She/ask her about my progress) .....**

.....

**4. Here are your passports. (when/you/leave?)**

.....




**1 POINT FOR EACH CORRECT  
ANSWER TOTAL \_\_\_/4**

**CHECK YOUR ANSWERS WITH YOUR PARTNER. THEN LOOK AT THE ANSWER KEY ON PAGE 84**

0 - 10:  11 - 20:  21 - 25 :  

26 - 30 :   

**Which is true for you? Put a tick ✓ in the right box.**

Can-do Checklist	My opinion		
			
a. I can talk about my fixed plans			
b. I can understand a radio teenage programme.			
c. I can talk about my intentions.			
d. I can write a diary entry.			
e. I can organise a school trip with my			



# FOCUS ON HOW TO LEARN NEW GRAMMAR

**Tick ✓ the grammar strategies that have helped you in this unit. Which strategies do you want to try in the future?**

Writing Strategies	Great help!	I'll try..
1. Study the example sentences and guess the new rule.		
2. Find examples of the new grammar structures in the texts of your book. Study how they are used.		

<b>3. Complete the Grammar table carefully and clearly.</b>		
<b>4. Check with the Grammar table while you are doing tasks for practice.</b>		
<b>5. Think of what grammar structures you need for a speaking and/or writing task and get help from the Grammar Appendix to use them correctly.</b>		



## Unit 9

## It's a masterpiece! (Review)

**Read the announcement. What is it about?**



The screenshot shows a Microsoft Internet Explorer browser window with the address bar displaying [www.thinkteen.com/wordofmouth.gr](http://www.thinkteen.com/wordofmouth.gr). The page content is as follows:

**INTERNET SEARCH**  
**WEB DESIGN**  
**WEB DEVELOPMENT**

**Word of MOUTH**

**I ♥ painting**

**Are you a fan of art?  
Tell Us What Your Favourite Painting  
Is.  
Find Out What Paintings Other Teens  
Love.  
Send us a picture of your favourite  
painting. Tell us why you like it so  
much.  
We'll add it to our e-gallery!**

**Look at the e-gallery on page 61.  
Find which paintings Jennifer,  
Stavros and Rene are writing  
about. Write the name of the  
painting in the correct gap (1-3).**

**1**

.....

.....  
**I love it because it looks like a  
scene from my favourite science  
fiction film. Jennifer (England)**

**2**

.....

.....  
**It's great. It relaxes me because it  
reminds me of holidays.  
Stavros (Greece)**

**3**

.....

.....  
**I like this painting. The women's  
faces are so calm.  
R n  (France)**

## **In Unit 9 you will...**

### **READ**

- Your partner's short story

### **LISTEN TO**

- Online recorded information about paintings in an e-gallery

### **TALK ABOUT**

- Famous paintings

### **WRITE**

- A short story connected to a painting

### **LINK TO**

- Art • Literature • History • Music
- Culture • ICT



## Listening

**1** Jennifer clicked on three paintings in the e-gallery. Listen to the information she heard about the paintings and complete the notes.



### e- Gallery



**Gloria Ip Tung -Work with others to save the Earth**



**Georgios Jakovides-Children's Concert**



**Georges Seurat - A Sunday Afternoon on La Grande Jatte**

**Eric Wu-  
Futuristic City**





# Unknown painter - A Lady Listening to Music

## 1st painting

Name of painting:

1

.....

Painter: <sup>2</sup> .....

Painted in: <sup>3</sup> ..... century

Style of painting: Pointillism

## 2nd painting

Name of painting:

4

.....

Painter: <sup>5</sup> .....

Favourite theme: <sup>6</sup> .....

Won: <sup>7</sup> ..... medal in the  
International Exhibition in  
<sup>8</sup> ..... 1900

## 3rd painting

Name of painting:

9

.....

**Painter:** <sup>10</sup> .....

**Age of painter:** <sup>11</sup> .....

**Won:** <sup>12</sup> .....prize in the 17th  
**International Children's**  
<sup>13</sup> ..... <sup>14</sup> .....

**Pointillism**      noun [U]:  
a style of painting developed in France at the end of the 19th century in which a painting is created out of small spots of pure colour which seem to mix when seen from far away

**2** Which of the paintings in the e-gallery do you prefer? Explain why. Do you know anything else about any of them and/or their creators? Which other famous painting do you know?



**Vocabulary Link**

**Word Bank**

**In pairs, write down any words that come to your mind when you are looking at the paintings in the e-gallery. Look through your coursebook to find useful vocabulary and prepare a WORD BANK for each painting.**

**Children's Concert  
family**

.....  
.....  
.....  
.....

**Work with others to  
save the Earth  
recycling**

.....  
.....  
.....  
.....

**A Sunday Afternoon on  
La Grande Jatte  
swimming**

.....  
.....  
.....  
.....

**Futuristic City  
space**

.....  
.....  
.....  
.....

**A Lady Listening to  
Music  
Indian**

.....  
.....  
.....  
.....



## Project

### The story behind a masterpiece

**1** In pairs, write a short story to accompany your favorite painting in your school newspaper. The Writing Guide and your imagination will help you.

#### WRITING GUIDE

##### STEP ONE

- Think about what you want to include in your story (e.g. information about the people in the painting such as their name, age and family situation, where they are, what they are doing, their feelings, background events, what is going to happen next etc).. Your Word Bank can help you with ideas.
- Think about the tone of your story.

**Is your story going to be sad, humorous, etc.?**

- **Decide who is going to be the narrator. You can write your story in the first or in the third person.**
- **Write your first draft.**

## **STEP TWO**

- **When you finish, exchange drafts with another pair.**
- **Look at the painting your friends are writing about, read their story and make comments to help them make it more interesting and vivid. What else do you want to know about the people in the painting and / or the events in the story?**
- **Help each other with language if necessary.**

## **STEP THREE**

- **Write your second draft.**
- **If possible, scan the paintings,**



**My Portofolio**

**enlarge them and make coloured photocopies.**

- **Put your work on display.**



**Johannes Vermeer  
'Girl with a pearl earring'**



## **Culture Corner**



**This painting of Johannes Vermeer inspired the American author Tracy Chevalier to write her bestselling novel, 'Girl with a pearl earring'.**

**Do you know of historic events that inspired a painter, a writer or a poet?**

**There is a key on page 69**

## UNIT 9 / Culture Corner

e.g. the Iliad (Homer) the Olympic Hymn (Kostis Palamas) etc.



**Pablo Picasso, Guernica**



**Delacroix Eugene,  
The Massacre at  
Chios**

# **Speaking Appendix**

**UNIT 8 / Lesson 1**

**Speaking / page 20**

## **Student A**

### **Nigel's diary**

**11 Monday**

**Play basketball - 5.15**

**12 Tuesday**

**Study Biology**

**13 Wednesday**

**Buy present for dad (after 3.00)**

**14 Thursday**

**Watch football match - 9.00**

### **Joanna's diary**

**11 Monday**

**Dance lesson - 7 o'clock**

**12 Tuesday**

**Go to the dentist - 3.30**

**13 Wednesday**

**Study for the Maths test**

**14 Thursday**

**Take the dog to the vet - 6.15**

### **Language Bank**

- Nigel is playing basketball on Monday.
- What is Nigel doing on Tuesday 12th?
- Is Joanna studying for a Maths test on Wednesday 13th?  
Yes, she is. / No, she isn't.
- What time is Joanna ....?

**UNIT 8 / Lesson 3 / Speaking**

**Mediation Task**

**Student A**

**Your Australian friend is in Greece. You are looking at Greek magazines together and your friend wants to know what his/her horoscope says.**

**71 / 137-138**

**Read the horoscope and tell him/  
her.**

**Student A:**

- **What do you want to say to your friend?**
- **Think about the language you need.**
- **Don't try to translate everything.**
- **Use your own words.**

.....

**Αυτό το μήνα, θα λύσεις ένα πρόβλημα που έχεις. Οι φίλοι σου θα σου δείξουν την αγάπη τους και θα σε Βοηθήσουν.**

**Θα πάρεις πρόσκληση και θα πας σε ένα καταπληκτικό πάρτυ. Οι γονείς σου όμως θα σου πουν να γυρίσεις νωρίς και έτσι προμηνύεται σύγκρουση. Στο τέλος του μήνα θα γράψετε διαγώνισμα στο μάθημα που σιχαίνεσαι.**

**Προετοιμάσου! Δε θα είναι και τόσο εύκολο.**

**Now, Student A:**

**You are from Australia and you're spending your holidays in Greece at your Greek friend's house. You are looking at some Greek magazines together and you want to know what your horoscope says. Your friend will tell you. Is it good news?**

**Student A:**

- Listen to your partner.**
- Ask any questions you like.**
- Say if you agree with what your horoscope says. Are you happy with it?**

**Adapted from the teenage magazine: Young No 8 Ιούλιος 2006 (Greek edition - pages 206-207)**

## UNIT 8 / Lesson 3 / Speaking

### MEMORY GAME

#### Student B

**1** Look at your trolley for a minute. Then, close your book and tell your partner what there is in it. Use Food Collocations.

e.g. In my trolley,  
there are two cans  
of beer, ....



## UNIT 8 / Lesson 1

### Speaking / page 20

#### Student B

### Nigel's diary

11 Monday

Play tennis - 5.15

**12 Tuesday**

**Tidy my room**

**13 Wednesday**

**Buy present for dad (after 5.00)**

**14 Thursday**

**Watch the new James**

**Bond film - 9.00**

### **Joanna's diary**

**11 Monday**

**Dance lesson - 7.30 o'clock**

**12 Tuesday**

**Visit grandma - 3.30**

**13 Wednesday**

**Study for the English test**

**14 Thursday**

**Take the cat to the vet - 6.15**

### **Language Bank**

- **Nigel is playing tennis on Monday.**
- **What is Nigel doing on Tuesday 12th ?**

- Is Joanna studying for an English test on Wednesday 13th ?

Yes, she is. / No, she isn't.

- What time is Joanna ....?

**UNIT 8 / Lesson 3**

**Speaking / page 47**

## **Mediation Task**

### **Student A**

You are from the USA and you're spending your holidays in Greece at your Greek friend's house. You are looking at some Greek magazines together and you want to know what your horoscope says. Your friend will tell you. Is it good news?

### **Student A:**

- Listen to your partner.
- Ask any questions you like.

- Say if you are happy with what your horoscope says.

**Now, Student B:**

Your American friend is in Greece. You are looking at Greek magazines together and your friend wants to know what his/her horoscope says. Read the horoscope and tell him/her.

**Student B:**

- What do you want to say to your friend? Think about the language you need.
- Don't try to translate everything.
- Use your own words.

.....

Αυτό τον καιρό η ζωή σου είναι λίγο βαρετή αλλά σύντομα θα ξεκινήσεις κάτι καινούργιο - ένα άθλημα ίσως. Θα σ' αρέσει πολύ και θα γνωρίσεις νέα άτομα.

**Κάποιος στην οικογένεια σου θα χρειαστεί τη βοήθεια σου. Μην πεις όχι. Δε θα βγεις με την παρέα σου πάρα πολύ αυτό το μήνα γιατί θα έχεις πολύ δουλειά για το σχολείο. Θα πας όμως εκδρομή με το σχολείο ή με την οικογένεια σου και θα περάσεις πολύ καλά.**

**adapted from the teenage magazine: Young No 8 Ιούλιος 2006 (Greek edition - pages 206-207)**

# GRAMMAR APPENDIX

---



## Unit 8

### Lesson 1

#### Present Continuous - Talking about future arrangements

We use the Present Continuous to talk about **personal arrangements** and **fixed plans** for the future, like the ones we note down in our diaries. We often give the time, date and/or place.

e.g. We're flying to London on the 10th of July.

When are you coming to Cambridge?

### Lesson 2

#### Be going to - Talking about future plans and intentions

#### Form

 + am / is / are + going to + verb

**Am / Is / Are + 😊 + going to + verb?**

**😊 + am ('m) not / is not (isn't) / are not (aren't) + going to + verb**

## **USE**

**We use be going to to talk about our decisions, future plans and intentions.**

**e.g. I'm going to be really nice to other kids.**

**From now on, Silou's going to think PINK!**

**I'm going to invite Tim, the boy who lives next door.**

## **COMPARE:**

**I'm going to have a party for my birthday.**

**(I'm talking about my plan, what I want to do)**

**I'm having a party on Saturday at 8.00.**

(I have already arranged everything. It is fixed)

## Lesson 3

### Future Simple - Predicting

#### Form

Statements		Questions	Negatives	
Full form	Short form		Full form	Short form
I will help	I'll help	Will I help?	I will not help	I won't help
You will help	You'll help	Will you help?	You will not help	You won't help
He will help	He'll help	Will he help?	He will not help	He won't help

<b>She will help</b>	<b>She'll help</b>	<b>Will she help?</b>	<b>She will not help</b>	<b>She won't help</b>
<b>It will help</b>	<b>It'll help</b>	<b>Will it help?</b>	<b>It will not help</b>	<b>It won't help</b>
<b>We will help</b>	<b>We'll help</b>	<b>Will we help?</b>	<b>We will not help</b>	<b>We won't help</b>
<b>You will help</b>	<b>You'll help</b>	<b>Will you help?</b>	<b>You will not help</b>	<b>You won't help</b>
<b>They will help</b>	<b>They'll help</b>	<b>Will they help?</b>	<b>They will not help</b>	<b>They won't help</b>

**Short Answers: Yes, I / she / we will  
No, you / he / they won't**

## **USE**

**We use the Future Simple (will) to predict the future; to say what we think or to guess what will happen in the future.**

**e.g. Huge domes will protect all cities on Earth.**

**Will teenagers have more fun in the future?**

**There won't be any pollution.**

- We use the Future Simple with words/expressions like:**

**I (don't) think, I'm (not) sure, I hope, perhaps, soon**

# **Self-assessment key**

## **Unit 8**

### **VOCABULARY LINK**

#### **Task 1**

1. ticket
2. key
3. exit sign
4. nervous
5. star sign on the moon.

#### **Task 2**

1. advice
2. behave
3. intentions
4. fasten
5. recognise

#### **Task 3**

- 1c, 2d, 3f, 4e, 5a, 6b

### **GRAMMAR LINK**

#### **Task 4**

- 1d, 2c, 3e, 4b, 5a

#### **Task 5**

- 1b, 2b, 3a, 4b, 5b

#### **Task 6**

1. I'll call him on his mobile.

- 2. We're going to see the Finals.**
- 3. She's going to ask her about my progress.**
- 4. When are you leaving?/ are you going to leave?**

# It's up to you!

## Appendix

### Unit 8

### Lesson 2



#### Listening

**47** Who is going to do what this month?



Listen again, write the name of the teenager under each picture (a-e) and add the piece of information missing (1-5).

a. ....  
/ What colour does the speaker mention?

1  
.....

b. ....  
/ According to the speaker, adults are more <sup>2</sup> .....



c. ....  
/ Who shouts at  
the speaker?  
3  
.....



d. ....  
/ What kind of  
information is  
the speaker's  
address? 4  
.....



e. ....  
/ Who works in  
London?  
5  
.....



## Unit 8

## Lesson 3



### Reading

**48** The students are thinking about 'catchy' headings for the passages in their article. Read it again and decide on a suitable

# heading for each technological development (A-D).

## TEEN newspaper

What will our great-grand children's life be like?

Find out about technological developments in our lifetime - and beyond.


A. ....

You won't need one. You'll go to your Personal Station and you will type your destination on a special computer. A door will open and a small taxi will take you to your stop.



B. ....

Huge domes will protect all cities on Earth. In this way, we will enjoy the sun



**all year round and there won't be any pollution.**

**C. ....**

**Within a thousand years you will just think a command and robots or other machines will carry it out. Computers will recognise your**

**voice and your thoughts. For example, you will think "Sit" and your robotic dog will sit immediately next to you.**



**D. ....**

**In some years, you won't need to go to the theatre, to a concert or**

**to a football match. You'll watch any event live on your virtual reality screen and you won't miss a thing.**

**You will feel you are in a crowded**



stadium, dancing to the rhythm of the latest hit. At the same time, your parents won't worry about their children's safety.

Adapted from:

<http://www.nationalgeographic.com>



## Vocabulary Link

### Guessing words from context

**49** Find words in the text with a similar meaning to phrases 1-10.

1. our children's kids <sup>title</sup>

.....

2. after that time <sup>title</sup>

.....

3. where you want to go <sup>text A</sup>

.....

4. very big <sup>text B</sup>

.....

**5. a round roof** <sup>text B</sup>

.....

**6. an order** <sup>text C</sup>

.....

**7. understand who or what it is** <sup>text C</sup>

.....

**8. right away** <sup>text C</sup>

.....

**9. full of people** <sup>text D</sup>

.....

**10. not in danger** <sup>text D</sup>

**in** .....

# **\* ΠΗΓΕΣ ΚΕΙΜΕΝΩΝ & ΕΙΚΟΝΩΝ ΠΟΥ ΧΡΗΣΙΜΟΠΟΙΗΘΗΚΑΝ ΓΙΑ:**

**Αγγλικά Α΄ Γυμνασίου - Επίπεδο  
Αρχαρίων - Βιβλίο Μαθητή**

## **ΚΕΙΜΕΝΑ**

### **UNIT 8**

• **Lesson 3 - In the year 2525!,  
Reading** What will our great-grand  
children's life be like?

προσαρμοσμένο κείμενο από:

[http://www.nationalgeographic.com  
/ngkids/9901/beyond-2000/](http://www.nationalgeographic.com/ngkids/9901/beyond-2000/)

**Speaking - Mediation Task,**

προσαρμοσμένο κείμενο από:

**Young No 8 Ιούλιος 2006**

**(Greek edition - pages 206-207)**

### **UNIT 9**

**Listening: First text:**

προσαρμοσμένο κείμενο από:

[http://en.wikipedia.org/wiki/Sunday  
Afternoon\\_on\\_the\\_Island\\_of\\_La\\_G  
rande\\_Jatte](http://en.wikipedia.org/wiki/Sunday_Afternoon_on_the_Island_of_La_Grande_Jatte)

**Second text:** προσαρμοσμένο  
κείμενο από:

[http://www.enet.gr/online/online\\_text/c=113,dt=30.10.2005,id=4307648](http://www.enet.gr/online/online_text/c=113,dt=30.10.2005,id=4307648)

**Third text** προσαρμοσμένο κείμενο  
από: [www.unep.org](http://www.unep.org)

## **ΠΑΡΑΡΤΗΜΑΤΑ**

σελίδα **69**, Pablo Picasso, Guernica  
από [www.wikipedia.org](http://www.wikipedia.org)

**Delacroix, Eugene The Massacre at  
Chios**

[http://cgfa.sunsite.dk/delacroix/p-  
delacroix11.htm](http://cgfa.sunsite.dk/delacroix/p-delacroix11.htm)

# ΦΩΤΟΓΡΑΦΙΕΣ

## UNIT 8

- Φωτογραφία παιδιού με κάμερα, σελίδα 21 από αρχείο Λεοντείου Λυκείου

- Φωτογραφία Νικοπολίδη, σελίδα 47 από

<http://www.olympiacos.org/players.aspx?pid=1189&PageType=football&teamid=1>

- Φωτογραφία Καλομοίρας σελίδα 48 από [www.apn.gr](http://www.apn.gr)

- Φωτογραφία beach volleyball σελίδα 48

<http://www.sportingreece.com/kb/category.asp?fCategory=87>

## UNIT 9

Σελίδα 129 Παιδική Συναυλία του Γ. Ιακωβίδη, Οι Μεγάλοι Έλληνες Ζωγράφοι Γεώργιος Ιακωβίδης

**(Πινακοθήκη του Νέου Ελληνισμού)  
σελίδα 52**

**Work with others to save the Earth,  
Gloria Ip Tung [www.unep.org](http://www.unep.org)**

**A Sunday Afternoon on La Grande  
Jatte , Georges Seurat**

**[www.wikipedia.org](http://www.wikipedia.org)**

**Futuristic City, Eric Wu**

**[http://ericwuart.blogspot.com/2008/  
06/futuristic-city.html](http://ericwuart.blogspot.com/2008/06/futuristic-city.html)**

**A Lady Listening to Music, Unknown  
painter [www.wikipedia.org](http://www.wikipedia.org)**

# **CONTENTS**

<b>UNIT</b>	<b>pp.</b>
<b>Unit 8: Tomorrow and... beyond!</b>	<b>7-57</b>
<b>Unit 9: It's a masterpiece!</b>	<b>58-68</b>
<b>APPENDICES</b>	
<b>QUIZ KEY</b>	<b>69</b>
<b>SPEAKING APPENDIX</b>	<b>70-78</b>
<b>GRAMMAR APPENDIX</b>	<b>79-83</b>
<b>SELF-ASSESSMENT KEY</b>	<b>84-85</b>
<b>IT'S UP TO YOU</b>	<b>86-91</b>







**Βάσει του ν. 3966/2011 τα διδακτικά βιβλία του Δημοτικού, του Γυμνασίου, του Λυκείου, των ΕΠΑ.Λ. και των ΕΠΑ.Σ. τυπώνονται από το ΙΤΥΕ - ΔΙΟΦΑΝΤΟΣ και διανέμονται δωρεάν στα Δημόσια Σχολεία. Τα βιβλία μπορεί να διατίθενται προς πώληση, όταν φέρουν στη δεξιά κάτω γωνία του εμπροσθόφυλλου ένδειξη «ΔΙΑΤΙΘΕΤΑΙ ΜΕ ΤΙΜΗ ΠΩΛΗΣΗΣ». Κάθε αντίτυπο που διατίθεται προς πώληση και δεν φέρει την παραπάνω ένδειξη θεωρείται κλεψίτυπο και ο παραβάτης διώκεται σύμφωνα με τις διατάξεις του άρθρου 7 του νόμου 1129 της 15/21 Μαρτίου 1946 (ΦΕΚ 1946,108, Α').**

**Απαγορεύεται η αναπαραγωγή οποιουδήποτε τμήματος αυτού του βιβλίου, που καλύπτεται από δικαιώματα (copyright), ή η χρήση του σε οποιαδήποτε μορφή, χωρίς τη γραπτή άδεια του Υπουργείου Παιδείας, Θρησκευμάτων και Αθλητισμού / ΙΤΥΕ - ΔΙΟΦΑΝΤΟΣ.**